

Kindergarten Readiness Guide

Welcome to Madison City Schools! We look forward to partnering with our parents to facilitate your children's academic and social growth during their educational journey.

Chances are, you are already practicing many of these skills. Please keep it fun and stress-free for your child. With just a little practice, your child will be prepared for the beginning of kindergarten.



MATH

- ❑ Count objects around the house to 10 (touching one item at a time and saying the next number in sequence).
- ❑ Practice identifying numbers 1-20.
- ❑ Practice rote counting forward to 30 and backward from 10.
- ❑ Practice identifying colors of objects.
- ❑ Practice identifying and drawing 2-D shapes (circle, square, rectangle, oval, triangle, hexagon).
- ❑ Describe the location of objects using positional words (above, under, in front of, behind, beside, on top of, over, between, next to, etc.).




ENGLISH LANGUAGE ARTS

- ❑ Practice saying first and last name as well as writing uppercase and lowercase letters.
- ❑ Practice writing first and last name with only the first letter of each name being uppercase.
- ❑ Practice recognizing letters in the alphabet.
- ❑ Practice saying the sounds each letter makes. (See attachment.)
- ❑ Practice naming words or finding objects around the house with the same beginning sounds.
- ❑ Clap syllables in words (ta-ble / win-dow / re-frig-er-a-tor).
- ❑ Practice saying and/or identifying rhyming words (hat, cat, bat).
- ❑ Read aloud to your child. After reading, talk with your child about the story.
- ❑ Have your child answer questions using sentences and describe items using sentences.
- ❑ Practice reading the kindergarten FRY words. (See attachment.)





























DAILY ROUTINES

- ❑ Practice holding and using scissors.
- ❑ Practice following two- and three-step directions.
- ❑ Practice washing hands independently.
- ❑ Practice independence when using the restroom.
- ❑ Practice tying shoes independently.
- ❑ Practice opening food and drink items.
- ❑ Practice expressing and understanding feelings and emotions.
- ❑ Role play different situations your child may experience at school. Help your child find solutions to the situations.
- ❑ Have conversations with your child about daily happenings, books, likes/dislikes, etc.



Letter Names & Sounds

Aa apple 	Bb ball 	Cc cat 	Dd dog 
Ee edge 	Ff fish 	Gg gate 	Hh horse 
Ii itch 	Jj jump 	Kk kite 	Ll leaf 
Mm mouse 	Nn nest 	Oo octopus 	Pp pig 
Qq quilt 	Rr rabbit 	Ss sun 	Tt turtle 
Uu up 	Vv volcano 	Ww wagon 	Xx fox 
Yy yo-yo 	Zz zebra 		

Long Vowels

Aa acorn 	Ee eagle 	Ii ice cream 	Oo oval 	Uu unicorn 
--	--	--	---	--

Kindergarten Fry Words

Kindergarten students are expected to read the first 50 fry words by the end of the kindergarten school year.

the	he	at	but	there
of	was	be	not	use
and	for	this	what	an
a	on	have	all	each
to	are	from	were	which
in	as	or	we	she
is	with	one	when	do
you	his	had	your	how
that	they	by	can	their
it	I	words	said	if