

Practice #7

Name: _____

Due Tuesday, November 12th

Please listen to your child say the names of the letters as quickly as possible. The goal is to say more than 40 letters in one minute.

z m B y E p I c L a q p R Y x
 S a d W v N o z b n R e T k L
 h j K M b c H o u r Q y B n Z
 T u o d f G h F a S M y i Y p

How many letters did your child correctly identify in one minute? Day 1: _____ Day 2: _____

Word List

Please have your child practice reading these words several times during the week. Your child will have a one-on-one test on reading these words next week. When your child is reading the blending words, encourage your child to push the sounds to read the word. Sight Words have to be read automatically within 3 seconds to be counted correct.

Blending Words

1. hip
2. bag
3. hid
4. bit
5. him
6. gab
7. ham

Sight Words

8. be
9. we
10. she
11. me
12. he

Parent Signatures:

Day 1: _____

Day 2: _____

Day 3: _____

Have **your child** write the word to complete the sentence. They should tap out the sounds and sound the word out on their own.

I see a _____.



This section is done orally. Your child should **not** look at the paper. Say the word. Have your child tell you each sound they hear in the word. Record how many your child said correctly.

go	/g/ /o/	__/2	me	/m/ /e/	__/2
her	/h/ /e/ /r/	__/2	to	/t/ /oo/	__/2
nut	/n/ /u/ /t/	__/3	wet	/w/ /e/ /t/	__/3
hip	/h/ /i/ /p/	__/3	dip	/d/ /i/ /p/	__/3
run	/r/ /u/ /n/	__/3	yet	/y/ /e/ /t/	__/3
sat	/s/ /a/ /t/	__/3	red	/r/ /e/ /d/	__/3
big	/b/ /i/ /g/	__/3	hid	/h/ /i/ /d/	__/3

Practice #7

*Please return this paper on Tuesday, November 12th.

Listen to your child count to **50** each day. Did your child count accurately and automatically to 50? If not, write how far they counted before making an error.


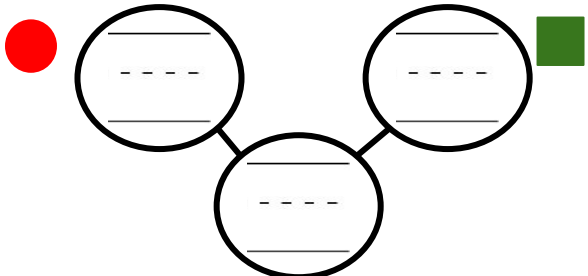
Monday:	Yes	No	_____
Tuesday:	Yes	No	_____
Wednesday:	Yes	No	_____
Thursday:	Yes	No	_____
Friday:	Yes	No	_____

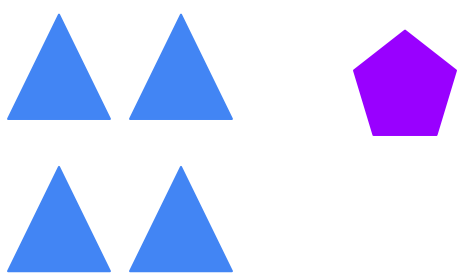
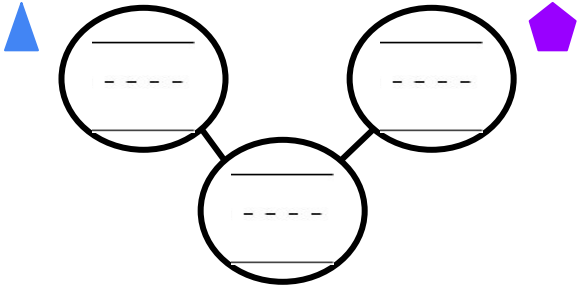
Make this AB pattern for your child:
clap, snap, clap, snap, clap, snap
Have your child repeat the pattern.

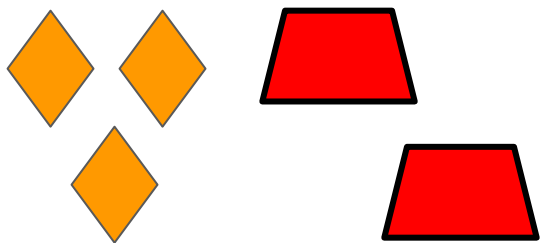
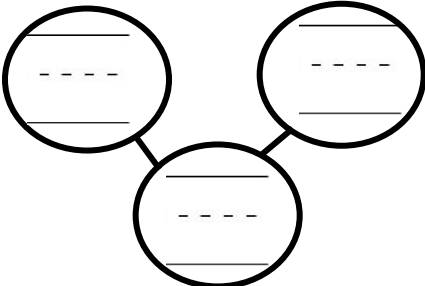
Make this AB pattern for your child:
clap, stomp, clap, stomp, clap, stomp
Have your child repeat the pattern.

Ask your child to make an AB pattern.
After you listen to it, join in with your child.

Count the parts and the whole for the group. Then, complete the number bond.

	
--	---

	
---	--

	
---	--